





















Rank	Competitor	Age	Club	RT	PTS	Result
1	 Fraser Walker	18		0.74		<b>1:52.27</b> Entry: 1:52.99 <b>-0.72</b>
	50m: 26.34 100m: 54.40 (28.06) 150m: 1:23.24 (28.84) 200m: 1:52.27 (29.03)					
2	 Igor Russanov	18		0.73		<b>1:52.40</b> Entry: 1:53.00 <b>-0.60</b>
	50m: 25.42 100m: 53.28 (27.86) 150m: 1:22.13 (28.85) 200m: 1:52.40 (30.27)					
3	 Daniel Kregting	18		0.65		<b>1:56.39</b> Entry: 1:57.04 <b>-0.65</b>
	50m: 26.94 100m: 56.53 (29.59) 150m: 1:27.60 (31.07) 200m: 1:56.39 (28.79)					
4	 Neo Urlich	18		0.72		<b>1:56.52</b> Entry: 1:57.82 <b>-1.30</b>
	50m: 26.99 100m: 56.64 (29.65) 150m: 1:26.60 (29.96) 200m: 1:56.52 (29.92)					
5	 Nemanja Markc	17		0.65		<b>1:56.95</b> Entry: 1:57.74 <b>-0.79</b>
	50m: 26.45 100m: 56.21 (29.76) 150m: 1:27.69 (31.48) 200m: 1:56.95 (29.26)					
6	 Alexander Copc	17		0.65		<b>1:58.31</b> Entry: 1:59.75 <b>-1.44</b>
	50m: 27.56 100m: 57.56 (30.00) 150m: 1:28.01 (30.45) 200m: 1:58.31 (30.30)					
6	 Declan Budd (V)	S14 18		0.66	834	<b>1:57.99</b> Entry: 1:59.53 <b>-1.54</b>
	50m: 26.98 100m: 57.20 (30.22) 150m: 1:27.39 (30.19) 200m: 1:57.99 (30.60)					
7	 Luke Jackson	18		0.76		<b>1:59.05</b> Entry: 1:59.17 <b>-0.12</b>
	50m: 27.29 100m: 57.32 (30.03) 150m: 1:28.47 (31.15) 200m: 1:59.05 (30.58)					
8	 Bradley Searle	17		0.64		<b>1:59.74</b> Entry: 1:59.54 <b>+0.20</b>
	50m: 27.57 100m: 57.76 (30.19) 150m: 1:28.85 (31.09) 200m: 1:59.74 (30.89)					
9	 Sam Rowe	17		0.67		<b>1:59.82</b> Entry: 2:01.01 <b>-1.19</b>
	50m: 27.43 100m: 57.72 (30.29) 150m: 1:28.89 (31.17) 200m: 1:59.82 (30.93)					